

CUSTOMISED AND EVERYTHING FROM A SINGLE SOURCE.

Factory-direct bodies and conversions for the MAN TGE.







CONTENTS

04 Introduction

06 Box bodies

08 SPIER
10 Junge
12 Humbaur

14 Panel van add-ons

16 Kerstner
18 Sortimo
20 Bott
22 Kerstner

24 Tipper bodies

26 Schoon

30 Factory-direct platform bodies

32 Further solutions

34 General and additional
information

36 Imprint



MAN

TGS 3.5 MP

M AN 2578

M AN 2583

EXPERTISE AT THE CORE – MAN POWER.

Our factory-direct body solutions.



Companies don't need a van! They need lightweight-construction box bodies that optimise transport, robust tipping bodies that work outstandingly and shelving systems that make the job at the client's premises easier. So, take a seat in the MAN TGE – and build on MAN's many years of experience in utility vehicles.

The body and configuration options for our compact powerhouse offer all kinds of businesses tailor-made quality right down to the last detail. They help forwarding agents and hauliers to save fuel and valuable time thanks to innovative box bodies and make lifting and loading work virtually effortless due to durable tipping bodies and crane superstructures. Operations vehicles for road patrol, the fire brigade and other key services are ideally equipped for deployment as a result of diverse body and configuration options. All this on the chassis of the only van with utility vehicle DNA – simply choose your desired individual configuration or a ready-to-use factory original.

BOX BODIES

The versatile box bodies from Humbaur, Junge and SPIER bring plenty of experience, certified workmanship and tailor-made transport solutions to the job.

That's quality to put you ahead!

These factory-direct box bodies for the MAN TGE are ideally suited to hauliers and loading work. Our partners' box bodies offer excellent manufacturing quality, high durability and a long service life. And thanks to their robust design and a large selection of load securing elements, the cargo is always brought safely to the next destination.

The wall elements in lightweight and plywood construction are shockproof and extremely sturdy. Rod lashing strips¹ and airline rails¹ or continuous anchor rails¹ secure the cargo and goods to be conveyed in compliance with standards and without any problems. The translucent roof construction ensures optimum visibility in the loading compartment. Special multilayer base plates can handle even larger loads and offer high durability thanks to their hard-wearing composition. In addition, if required, the box body for the MAN TGE can be equipped with rear swing doors, a tail lift¹ and side doors¹.

¹Optional equipment at extra cost.

FULL FREIGHT AHEAD.

The box bodies for the MAN TGE.





Highlights of the standard fittings.

Athlet Plywood box.

Aerodynamic construction

Low drag coefficient and optimum body impermeability.

Athlet Plus

Lightweight-construction box.

Base frame profile

With pallet impact protection.

Rear door, two-winged

Inside espagnolettes.

Robust loading floor

Multilayered, rough or smooth.



Athlet and Athlet Plus | The plywood and lightweight-construction factory-direct boxes by SPIER.

Gross vehicle weight (kg)	Wheelbase (mm)	Body dimensions outside (L x W x H mm)	Body dimensions inside (L x W x H mm)	Portal dimensions inside (W x H mm)	Body weight Athlet Athlet Plus (kg)	Floor load capacity (kg/m ²)
3,500	3,640	3,600 x 2,100 x 2,385	3,550 x 2,060 x 2,100	1,940 x 2,060	590 480	300
	4,490	4,400 x 2,100 x 2,385	4,350 x 2,060 x 2,100		685 555	
5,000/5,500	3,640	3,600 x 2,300 x 2,425	3,550 x 2,260 x 2,200	2,140 x 2,160	725 605	500
	4,490	4,500 x 2,300 x 2,425	4,350 x 2,260 x 2,200		815 675	

Selected additional options



Special heights

Extendable to 2,370 mm in length (only for 3.5 t)



Furnished-box

Fittings package (only plywood): interior lined with felt, lashing troughs on both sides, smooth loading floor.



Roof spoiler



Four-step stairs



Side door, one-winged

Can be inserted at front right or at back right.

When you have to get a delivery to a client quickly, the aerodynamic box bodies by SPIER can help.

The Athlet and Athlet Plus models by SPIER stand for advanced payload-optimised sandwich construction. The streamlined fuel-saving SPIER aerodynamic construction delivers high cost efficiency. The one-piece continuous bracket frames of the aerodynamic design help to reduce fuel consumption.


Lightstar | The lightweight-construction factory-direct box by Junge.

Gross vehicle weight (kg)	Wheelbase (mm)	Body dimensions outside (L x W x H mm)	Body dimensions inside (L x W x H mm)	Portal dimensions inside (W x H mm)	Body weight (kg)	Floor load capacity (kg/m ²)
3,500	3,640	3,600 x 2,150 x 2,250	3,570 x 2,110 x 2,100	2,030 x 2,040	410	917
	4,490	4,400 x 2,150 x 2,250	4,370 x 2,110 x 2,100		470	917
5,000/5,500	3,640	3,600 x 2,300 x 2,400	3,560 x 2,240 x 2,250	2,180 x 2,190	505	917
	4,490	4,500 x 2,300 x 2,400	4,460 x 2,240 x 2,250		600	917

Selected additional options



Special heights
Extendable to 2,250 mm in length (only for 3.5 t)



Furnished-box fittings package
With felt on the side walls and front wall, smooth floor.



Rear access step
Fixed installation spans almost entire vehicle width.



Side door
Can be inserted at front right or at back right.



Five-step stairs

A good fit becomes an even better fit.

With its LIGHTSTAR box bodies, Junge has developed a platform concept for all hauliers. Especially when it comes to transporting furniture, companies are even better served by the LIGHTSTAR modules – thanks to sunk lashing strips, all pieces of furniture are secured outstandingly. And every other haulier is taken forward as well, with additional solutions customised to individual industries.

Selected Highlights.

Side door

With extending stairs.



Rod lashing strips

For securing the load.



Non-slip floor

Screen-printed surface coated with phenolic resin.



Selected Highlights.

Translucent roof construction

For optimum visibility.

Side door on the right

With step on the passenger side.



Hydraulic tail lift

For easy loading.



FlexBox | The factory-direct lightweight-construction box and plywood box by Humbaaur.

Gross vehicle weight (kg)	Wheelbase (mm)	Body dimensions outside (L x W x H mm)	Body dimensions inside (L x W x H mm)	Portal dimensions inside (W x H mm)	Body weight Lightweight construction Plywood (kg)	Floor load capacity (kg/m ²)
3,500	3,640	3,500 x 2,100 x 2,200	3,450 x 2,040 x 2,100	1,985 x 2,060	432 637	1,400
	4,490	4,250 x 2,100 x 2,200	4,185 x 2,035 x 2,085		494 729	
5,000/5,500	3,640	3,500 x 2,100 x 2,200	3,450 x 2,040 x 2,100	1,985 x 2,060	429 692	1,400
	4,490	4,250 x 2,100 x 2,200	4,185 x 2,035 x 2,085		564 799	


Selected additional options



Side door on the right
Can be complemented by steps.



Rear-view camera
With 7-inch monitor.



LED strips
For the loading compartment.



Lashing strip



Reinforced tail lift



Flexible solutions for any job.

Humbaaur's FlexBox represents an innovative concept for box bodies. Whether you opt for a lightweight-construction box or plywood and a two-winged rear door or a hydraulic tail lift, you'll be ready for the next job. With their variable length, width and height, the sturdy yet lightweight boxes can be fitted to any vehicle type.





THE PANEL KNOWS WHERE IT'S AT.

The panel van add-ons for
the MAN TGE.

PANEL VAN ADD-ONS

Interior configuration for any operation: the diverse range of panel van fittings for the MAN TGE cover all areas, from fresh-food delivery to shelving systems and the combined transport of people and cargo – all factory-direct of course.

The configuration for fresh-food delivery by Kerstner impresses both with its dynamic design and low drag coefficient as well as its ideal usability thanks to low unladen weight and a large loading compartment.

Effectiveness at work, efficient load securing and a reduction in search times – with the bott and Sortimo shelving systems, chaos doesn't have a chance in the interior. Even the basic fittings form a perfect foundation for organised work. The robust DIN-compliant shelving modules can be expanded individually and offer that extra bit more security through TÜV-certified load securing elements.

Ready to press ahead with a larger load and more employees: the MAN TGE panel van Plus carries up to seven people including the driver with their cargo safely and comfortably to where they are going. The panel van Plus is available in three lengths and two roof heights.

CoolJET | The Kerstner factory-direct cooling conversion.


Gross vehicle weight (kg)	Wheelbase (mm)	Body dimensions inside (mm)	Height Weight with cooling system (mm kg)
3,500	3,640	L: 3,057 W: 1,239 (between wheel housings) 1,620 (over wheel housings) H: 1,770/1,694 (to vaporiser)	2,830 400

	CoolJET 203 EA	CoolJET 203 EA T
Refrigerant (CFC-free)	R134a	R134a
Max. refrigerating capacity at 0 °C	1.4 kW	2.30 kW
Stationary cooling	Optional	Optional

Selected additional options



Temperature recorder
Incl. TranScan printer.



Efficient load securing
Telescopic locking bar.



Rear-view camera



Stationary cooling, 230 V



Fresh-food deliverers always keep a cool head with CoolJET by Kerstner.

Conversion of the MAN TGE to a fresh-food delivery van meets the requirements of DIN 1815, the German Food Hygiene Regulations (LMHV) and HACCP – and helps to save fuel thanks to the low drag coefficient.



Highlights of the standard fittings.

Exterior refrigeration unit

Efficient loading height use, suitable for automated washing facilities.



LED loading compartment light

Sensor-controlled.

Easyfit insulation

Adjusted to loading compartment with an insulation value of $< 0.40 \text{ W/m}^2\text{K}$.

Embossed aluminium floor plate¹

¹Optional equipment at extra cost.

Selected highlights.

Aluminium side profiles

For space-saving storage of industry-specific equipment.

Adjustable shelves

Depth positioning adjustable – for optimum use of space.

Complete loading compartment concept

Installation and load securing floor with integrated ProSafe universal lashing points.

SR-BOXXes

Can be integrated either above or below the tray.



SR5 | The mobile factory-direct shelving systems for the MAN TGE.



Basic package

Shelves at back left

W 1,527 x H 1,635 x D 364 mm | 97 kg

- 2 aluminium side profiles
- 1 shelf tray
- 1 shelf with 3 L-BOXXes 136, 7 SR-BOXXes, size M, and 1 SR-BOXX, size L, hanging
- 3 shelves with edge, each with 3 divider plates and rubber mat
- Floor: SoboGrip

All options are only possible in conjunction with the basic package.

Folding workbench

W 351 x H 925 x D 200 mm | 19.6 kg

- Parallel vice 120
- Mounting and fastening material
- Only possible in conjunction with option 1a

Gas canister package

W 360 x H 50 x D 30 mm | 12.1 kg

- Roof ventilator, narrow
- Floor ventilator, round
- 2 ProSafe lashing rails for securing gas canisters
- Lashing for gas canister mounting, 400 daN
- Mounting and fastening material




Option 1a

Shelves at back right

W 1,527 x H 1,635 x D 364 mm | 97 kg

- 2 aluminium side profiles
- 1 shelf with 4 SR-BOXXes, size M
- 1 drawer 34-10, complete
- 1 drawer 34-8, complete
- 1 shelf with 3 L-BOXXes 136
- 1 shelf tray with rubber mat
- 1 shelf with 3 divider plates and rubber mat
- 1 shelf with edge, with 3 divider plates and rubber mat




Option 1b

Shelves at back right

W 1,527 x H 1,040 x D 364 mm | 68 kg

- 2 aluminium side profiles
- 1 ProSafe frame cross-piece
- 3 drawers 34-8, complete
- 1 shelf with 1 SR-BOXX, size L, 4 SR-BOXXes, size M
- 1 SR-BOXX, size L, hanging, 4 SR-BOXXes, size M, hanging
- 1 wooden worktop with raised edge and swivel vice plate with 1 parallel vice 120



Option 2

Shelves at front left

W 1,237 x H 1,635 x D 364 mm | 42.8 kg

- 2 aluminium side profiles
- 1 shelf with 2 L-BOXXes 136
- 1 shelf tray
- 3 shelves with edge, each with 3 divider plates and rubber mat
- 1 clamp for toolbox and kick plate

Selected highlights.

Wall panelling

Textured on one side and easy to clean.



Load securing

For example with securing rail with protective profile.



bott vario floor

Robust, non-slip and with edge guard.



bott vario3 | The mobile factory-direct shelving systems for the MAN TGE.



Basic package

Shelves at back left

W 1,486 x H 1,400 x D 376/264 mm | 89 kg

- 1 bottom compartment with integrated securing element and aluminium flap
- 3 aluminium trays with divider walls and non-slip mats
- 1 system cross-piece with 3 varioSlide drawers
- 1 bottBox shelf board with 10 bottBoxes
- bott vario floor made from 12-mm birch plywood coated with robust and non-slip synthetic resin film, incl. edge guard
- Load securing rail halfway up on the left and right, allowing other options or individual modules to be retrofitted



Option 2

Shelves at front left

W 1,150 x H 1,400 x D 374/264 mm | 26 kg

- 1 bottom compartment with case clamp
- 1 folding floor with aluminium flap and non-slip mat
- 1 box bottom with 2 Euroboxes
- 1 bottBox shelf board with 8 bottBoxes
- 1 aluminium tray with divider walls and non-slip mat
- Only in conjunction with basic package



Option 1a

Shelves at back right

W 1,486 x H 1,000 x D 376 mm | 34 kg

- 1 bottom compartment with integrated securing element and aluminium flap
- 1 cross-piece with securing element
- 1 folding floor with aluminium flap and non-slip mat
- 2 Systainers³, removable
- 2 drawers with non-slip mats
- 1 aluminium tray with divider walls and non-slip mats
- 1 bottBox shelf board with 4 bottBoxes
- 1 lashing strap
- Only in conjunction with basic package



Option 3

Workbench

- Fold-out worktop incl. vice – for working outside the vehicle
- Galvanised sheet steel, worktop beech multiplex
- Vice jaw width 125 mm, weight 24 kg
- Only in conjunction with option 1a or 1b



Option 1b

Shelves at back right

W 1,486 x H 900 x D 376 mm | 59 kg

- 1 bottom compartment with integrated securing element and aluminium flap
- 1 cross-piece with securing element
- 3 drawers with non-slip mats
- 1 folding floor with aluminium flap and non-slip mat
- 2 Systainers³, removable
- 1 multiplex worktop
- 1 vice, 125 mm with swivel plate
- 1 lashing strap
- Only in conjunction with basic package



Option 4

Gas canister package

- Ventilation elements for roof and vehicle floor
- 2 lashing rails with protective profile, each with a ratchet lock strap, capacity up to 500 daN
- Only in conjunction with basic package



The factory-direct MAN TGE panel van Plus.

Gross vehicle weight (kg)	Wheelbase (mm)	Max. load area length (mm)
3,500	3,640	2,370
	4,490	3,220
	4,490	3,775

For that bit more seating!

In the MAN TGE panel van Plus, a second row of seats creates more space for staff. The rear seat bench can be either a three-seater or a four-seater and it is separated from the loading compartment by an integrated partition wall. Up to seven people including the driver can then be carried in the comfortable crew cab. Thanks to efficient use of space under the seats, even longer cargo can be transported securely and easily in the MAN TGE.



Comfortable rear seat bench
Choice of a three- or four-seater.

Loading dimensions for the panel van Plus.



¹Internal height differs on vehicles with rear- or all-wheel drive.

Normal roof: 1,626 mm

High roof: 1,861 mm

Highlights of the standard fittings.

Side sliding door can be locked in place intermediately²
With sliding window.²

Spacious storage compartment



²Optional equipment at extra cost.

TIPPER BODIES

The tipper bodies by Schoon are reliable lifters thanks to powerful hydraulic units and smart features – meaning they manage to lift more than just the mood!

Whether they are needed for a building site, as a community utility vehicle or for horticulture and landscaping, the three-way tippers for the MAN TGE manage to carry off quite a bit and get a whole load of work done. The robust tipper bodies impress thanks to first-class workmanship and durable materials. They lift almost all tip materials and other loads. If you choose the aluminium tipper version, you'll benefit from a hefty load capacity too.

The front wall and board walls are made of aluminium or optionally of high-strength steel. The rear board walls can be folded or swung and simplify tipping to the back. Up to 2.6 tonnes can be shouldered by the electric hydraulic units, which are easily operated via a push-button switch. Optional additional specifications such as extra toolboxes, a cab protector grille or welded mesh cage attachments make work go even more smoothly.

TIPPED, NOT STIRRED.

The tipper bodies for the MAN TGE.



Highlights of the standard fittings.

Bosch electric hydraulic unit

Connection via vehicle battery.



Durable frame structure

Fully welded and hot-dip galvanised.



Aluminium board walls

25 mm thick, alternatively manufactured from steel¹.

Rear board wall

Can be swung or folded down.

Schoon | The factory-direct three-way tipper.

Type of body	Gross vehicle weight (kg)	Wheelbase (mm)	Cab	Body dimensions outside (L x W x H mm)	Body weight (kg)
Aluminium	3,500	3,640	Chassis cab	3,600 x 2,100 x 400	390
			Crew cab	2,750 x 2,100 x 400	350
			Crew cab	3,600 x 2,100 x 400	390
Steel	3,500	3,640	Chassis cab	3,600 x 2,100 x 400	560
			Chassis cab	4,400 x 2,100 x 400	680
Steel	5,000/5,500	3,640	Chassis cab	3,600 x 2,100 x 400	610
			Crew cab	2,800 x 2,100 x 400	495
		4,490	Chassis cab	4,400 x 2,100 x 400	735
			Crew cab	3,600 x 2,100 x 400	610

The Schoon three-way tipper – made for real work.

Whether you choose steel or aluminium for the tipper body, you can rely on it to get the job done. The lightweight aluminium version weighs up to 30% less than the steel tipper body. Fitted with a crew cab, the aluminium tipper for 3.5 tonnes can also accommodate a team of up to seven.

Selected additional options



Front-wall grille
Hot-dip galvanised and insertable.



Tool box
Installed on the load area.



Net hooks incl. net
Installed all round.



Welded mesh cage



Tool box
Mounted under the load area.

Schoon | The factory-direct eTGE tipper.

Gross vehicle weight (kg)	Wheelbase (mm)	Cab	Body dimensions outside (L x W x H mm)	Body weight Tipper (kg)
3,500	3,640	Chassis cab	3,255 x 2,040 x 300	300

The eTGE tipper from Schoon – a quieter way of working.

Thanks to its electric drive, the eTGE is exceptionally quiet and emission-free. Combined with the rear tipper, it is a reliable choice for jobs in parks and urban settings. With its lightweight aluminium construction, the tipper body cuts a fine figure in other working environments too.

Selected additional options



Swing tailgate



Storage box



Broom compartment



Cab protector grille

Highlights of the standard fittings.

Lashing eyes on
the load floor



Hinged side and
rear board walls



Factory-direct platform bodies for the MAN TGE and eTGE.

Model	Gross vehicle weight (kg)	Wheelbase (mm)	Cab	Body dimensions outside (L x W x H mm)	Loading area (m ²)
eTGE	3,500	3,640	Chassis cab	3,255 x 2,040 x 300	6.6
TGE	3,500	3,640	Chassis cab	3,500 x 2,030 x 405	7.1
			Crew cab	2,700 x 2,030 x 405	5.5
			Chassis cab	4,300 x 2,030 x 405	8.7
			Crew cab	3,500 x 2,030 x 405	7.1
TGE	5,000/5,500	3,640	Chassis cab	3,500 x 2,030 x 405	7.1
			Crew cab	2,700 x 2,030 x 405	5.5
			Chassis cab	4,300 x 2,030 x 405	8.7
			Chassis cab	4,700 x 2,030 x 405	9.5
			Crew cab	3,500 x 2,030 x 405	7.1

1 – An attachment for all kinds of work.
With the platform bodies for chassis or crew cabs, the MAN TGE is ideal for forestry or agricultural work. Its flexibility makes it perfect for inner-city use as well. Wherever your next job takes you, nothing will stand in your way.

MAN eTGE platform body




2 – Next-level mobility.

The MAN eTGE never fails to impress with its electric drive. It is emission-free, which is good news for the environment, drives silently and can be tailored flexibly with a range of bodies. Ideal for urban use.



Hinged side and rear walls



Lashing eyes

Highlights of the standard fittings.

1

Board walls made of aluminium

Rear and side board walls

Can be folded down or swung.

Step

At the back on the tailgate panel.



Further solutions for the MAN TGE.

Any special requests? We would be pleased to hear them! For the MAN TGE, standard simply is not standard.

Whether you want a chassis with air suspension, a tail lift attachment for a panel van or a darkened cab for breaks, no matter how unusual the feature, we can almost certainly realise it at MAN Individual – making the MAN TGE the tailor-made employee for absolutely any company in any industry.

Examples of further factory-direct fitting solutions:

- 1 – Panel van with tail lift
- 2 – Blinds for darkening the driver's cab
- 3 – Installation of air suspension systems

Examples of custom-made vehicles:

- 4 – Flatbed recovery vehicle
- 5 – Crane platform body
- 6 – Emergency services vehicles

Moreover, MAN already offers almost every company the right industry specifications, which thanks to numerous body manufacturers are available immediately. Simply contact us if, for example, new emergency services vehicles are required, heavy goods transport has to be accompanied safely or a strong crane superstructure is what you need. Detailed information can be found in our extensive industry brochures. With our help, you can stop your company from falling by the wayside.

Contact

MAN Individual

Email: individual-van@man.eu







MAN

18

General and additional information.

The depicted vehicle illustrations may show optional equipment available for an additional price.

Please note that some equipment options may only be available in conjunction with other additional equipment and/or are not available in certain equipment combinations and may be subject to certain legal requirements. Any liability of MAN for inappropriate use of such equipment is expressly excluded. Some optional equipment can lead to longer delivery times for the vehicle. Your MAN partner is available to discuss your individual requirements. Only your MAN partner can check the combination requirements as well as the accuracy and completeness of the information in their order system.

The representation of any brand without a ® shall not be construed as not being a registered trademark and/or a permission to use this brand name without the prior written consent of MAN SE. The product name AdBlue® is a registered trademark of the German Automotive Industry Association [Verband der Automobilindustrie e.V. (VDA)]. iPod/iPad/iPhone are trademarks of Apple Inc.

Our vehicles are fitted with summer tyres as standard. Since 4 December 2010 all vehicles operated within the Federal Republic of Germany are required by law to be fitted with winter tyres or all-season tyres in conditions where black ice, snow, slush, ice or frost are present. Your MAN partner will be happy to assist with choosing the appropriate tyres.

All information in this document is based on characteristics for the German market and reflects the information available at the time of preparing this brochure.

All engines are equipped with a multistage exhaust after-treatment system (diesel particle filters and SCR catalytic converter). The SCR (selective catalytic reduction) catalytic converter converts the exhaust gas nitrogen oxide (NOx) into nitrogen (N₂) and water (H₂O), without creating undesirable secondary emissions. The conversion process uses a synthetic aqueous urea solution, e.g. AdBlue® (ISO 22241-1/AUS 32), which is stored in a separate reservoir. Depending on the vehicle, the AdBlue® will have to be replenished in between scheduled services by the customer or by a MAN service partner.

Shown empty vehicle weights include 68 kg for the driver, 7 kg for luggage, all liquids and a 90% tank filling, ascertained pursuant to Commission Regulation (EU) No. 1230/2012 in its current version. The selected equipment or equipment line may affect the vehicle empty weight. The actual payload of the vehicle, which is the difference between the vehicle's permissible total weight and its empty weight, can therefore only be determined by weighing the individual vehicle.

The illustrated colours may vary for printing purposes.

The coolant R1234yf is used for all diesel-powered vehicles in classes N1 and N2. The GWP value of the coolant used is 4 (coolant R1234yf). The fill quantities depend on the air-conditioning compressor. Fill quantities range from 540 to 570 g for one air-conditioning compressor and from 785 to 815 g for two air-conditioning compressors. The coolant R134a is used for the eTGE. The GWP

value of the coolant used is 1,430 (coolant R134a). The fill quantities depend on the air-conditioning compressor and range from 560 to 590 g.

The consumption and emissions figures quoted were calculated using the legally prescribed measuring techniques. Since 1 September 2017 new vehicles have been type approved using the Worldwide Harmonized Light Vehicles Test Procedure (WLTP), a more realistic testing method for measuring fuel consumption and CO₂ emissions. Since 1 September 2018 the WLTP has also been used instead of the New European Driving Cycle (NEDC) for light utility vehicles. Where consumption and emissions figures are quoted as ranges, they do not refer to a single individual vehicle and do not form part of the offering. They serve only to enable a comparison of the different vehicle types.

Additional fittings and equipment (add-on parts, tyre format, etc.) may affect relevant vehicle parameters, such as weight, rolling resistance and aerodynamics. These factors, weather and traffic conditions, and individual driving style influence a vehicle's fuel consumption, electricity consumption, CO₂ emissions and performance.

Additional information:

MAN service appointments are broken down into "oil change service" and "inspection". The service interval indicator in the display of the instrument cluster is a reminder for the next service appointment.

Collection and recycling of end-of-life vehicles:

MAN responds to the challenges of a modern society in all new products launched under the MAN brand. This includes the protection of the environment and natural resources. This is why MAN builds all MAN TGE vehicles to specifications that facilitate their environmentally friendly recycling and, subject to complying with the national law, collects end-of-life vehicles free of charge. More information on the collection and recycling of end-of-life vehicles is available at www.man.eu or from your MAN sales office and/or service centre.

Further information can be found in the technical specifications at www.man.eu. This document contains the statutory data pursuant to REGULATION (EU) No. 540/2014 OF THE EUROPEAN PARLIAMENT AND OF THE COUNCIL dated 16 April 2014 and the new requirements for the labelling of tyres (Regulation [EU] 2020/740) with respect to fuel efficiency, wet grip and noise emission.

MAN Truck & Bus SE

PO box 50 06 20

80976 Munich

Germany

www.van.man

D115.007 - sb04194

Subject to change without notice. Modifications and errors reserved. Products may vary in their shape, construction, colour shades and included features after the copy deadline for this brochure on 20 June 2022. The illustrations may also show special fittings, decoration elements or accessories that are not standard equipment. Where symbols or numbers are used to describe an order or the subject of an order, no rights may be derived solely from these. This publication is for international use. Any statements regarding statutory, legal and tax provisions and their effects are only valid for the Federal Republic of Germany at the time this publication was last updated. Please contact your MAN sales representative for any questions concerning the regulation applicable in other countries and its legal consequences.